




Lustrolite[®]



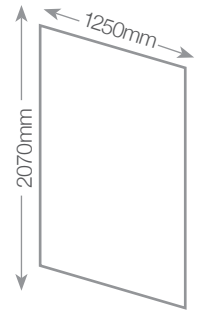
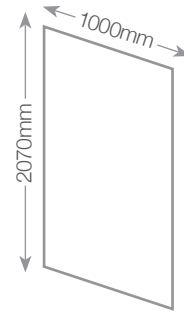
**Award Plastics
& Displays**

EASY to maintain
EFFORTLESS to install
LUXURIOUS and elegant finish

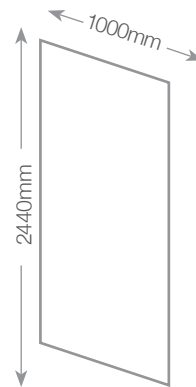
SHEET SIZES



Perfect in the bathroom around fittings.



2070mm (81") x 1000mm (39") x 4mm thick (5/32") 2070mm (81") x 1250mm (49") x 4mm thick (5/32")

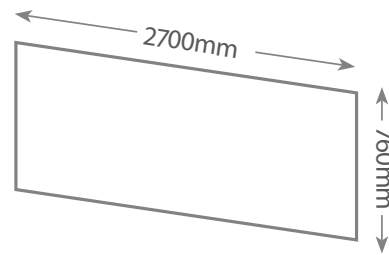


Great for larger walls or even ceilings.

2440mm (96") x 1000mm (39") x 4mm thick (5/32")



Perfect for your kitchen splashbacks and around bench space.



760mm (30") x 2700mm (106") x 4mm thick (5/32")

THE ENVIRONMENT AND LUSTROLITE



Lustrolite is formulated to have as minimal impact on the environment as possible.

Lustrolite consists only of Carbon, Hydrogen and Oxygen. No VOC's or harmful emissions were created in manufacturing.

Lustrolite is wholly manufactured under the EGR Environmental Management System, which has been independently accredited to ISO14001.

Lustrolite is hygienic and does not promote bacterial or mould growth or transmission making it a safe and healthy choice for your home.



The award winning Lustrolite Panel brings life to any home

Lustrolite® is an advanced multi-layer acrylic sheet that looks just like glass. Lustrolite applications include shower walls, wash rooms, kitchens, bedrooms - any interior vertical surface for the home.

Weighing less than a quarter of a traditional glass sheet, Lustrolite is also stronger than equivalent glass panels. The colour is permanently fused to the clear layer and it is highly resistant to harsh chemicals, like bleaches and solvents, because it has a unique hard coated surface.

Lustrolite is the ultimate experience - luxurious, lustrous and the pinnacle of home interiors, and perfect for wall and ceiling applications.



Effortless to Install

Lustrolite is easy to work with and can be installed rapidly over new or existing wall finishes.

- Can be cut and drilled on site with normal wood working tools
- Typical panel install takes about a third of the time of ceramic tiles
- Joints can be sealed with neutral cure transparent or colour matched silicone



Easy to Maintain

Lustrolite is easy to clean using warm water and a soft micro fibre cloth or chamois. Strong chemicals are not required.

- No grouting and less joints
- Non-stick surface will not promote mould, bacteria, soap or calcium build up
- Highly resistant to typical shower and glass cleaners


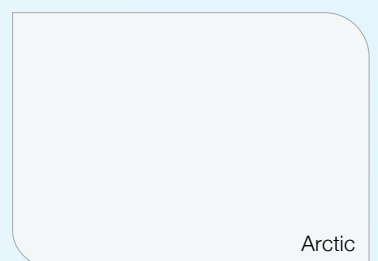


Luxurious and Elegant Finish

Each Lustrolite polymer panel is meticulously finished, perfectly smooth, and looks just like glass.

- High gloss lustrous surface
- Glass like depth of colour
- Will transform and add colour to any home

COLOUR RANGE



PANEL PROPERTIES

High Performance

Lustrolite features an integrated colour layer, a thick optical grade clear layer and an extra high performance micro hard coat on the outer surface.

- High chemical and stain resistance
- High scratch and wear resistance
- Co-extruded colour layer
- High heat and thermal shock resistance

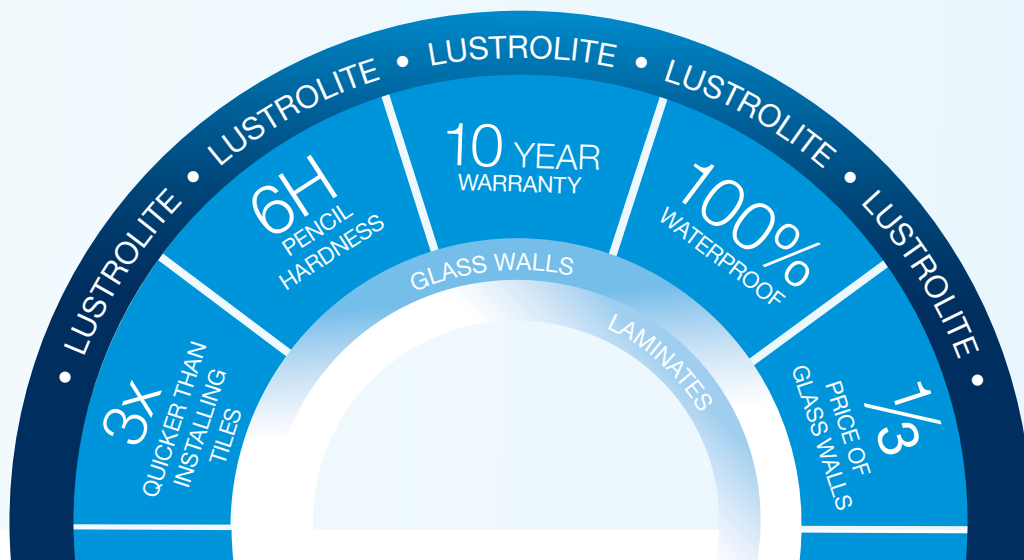
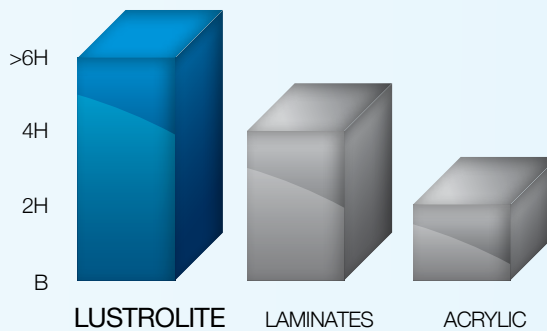
Note: Lustrolite is for indoor, vertical surfaces only and should NOT be used in contact with direct heat source above 70°C (158°F).

CHEMICAL RESISTANCE

- The following chemicals had no effect: Spray & Wipe®, Windex®, Glass Cleaner, Acetic Acid 5%, Citric Acid, Mineral Turpentine, Bleach or Isopropyl Alcohol.

Note: Not suitable for use with strong alkalis.

HARDNESS COMPARISON



INSTALLATION INSTRUCTIONS

Lustrolite is so easy and quick to install into any kitchen or bathroom area - adding great value and style.



TOOLS & MATERIALS: Power saw, jigsaw, drill, sandpaper, protective equipment, silicone and a spatula. For a more detailed list of the equipment needed, please consult the install guide.



AREA PREPARATION: Ensure the walls are smooth, clean and dry. All substrate wall linings must be sealed at the joints with silicone or waterproofing compound.



MEASURING: Measure each wall area and decide on suitable panel size.



MARKING OUT: Mark all holes and cut lines on the film using a felt tip pen, do not use metal scribes.



CUTTING: Using a circular saw will deliver a straight and accurate cut. Best results will be achieved by cutting through the Lustrolite and into the sacrificial support timber board.



CUTTING: Jigsaws can be used for cutting short distances such as power point openings. Cut with the colour side of Lustrolite facing UPWARDS with a jigsaw.



EDGE FINISHING: All Sawn edges must be sanded or planed prior to installation of Lustrolite panels. Edges can be sanded using a sanding block or an electric planer.



PANEL INSTALLATION: Scuff the rear surface with coarse scouring pad or 240 grit sandpaper.



PANEL INSTALLATION: Apply a 6 mm bead of translucent neutral cure silicone in a wavy pattern between each tape strip. Run a bead of silicone on the rear of the panel around any holes or cut outs.



PANEL INSTALLATION: Seal the joints with neutral cure wet area silicone. Once gap is filled, remove excess silicone using a soft flexible plastic spatula.



PANEL INSTALLATION: After the silicone is applied, remove the outer protective film or masking tape in one continuous movement to achieve the best finish.

Brings any home to life...

Lustrolite is a multi-layer acrylic sheet with a glass like finish that transforms any space.

With panels that are less than a quarter the weight of glass, and stronger than its glass equivalent it's easy to install and will bring an elegant finish to all interior spaces. The colour is permanently infused to the clear layer and therefore has a high resistance to chemicals and abrasion. Lustrolite also has a selection of aluminum end caps, joiner and internal corner for an easy and elegant finish.

Give your home a lift with a new Splashback, Kitchen Cabinet doors or Shower Lining at only half the price of glass.

DO IT YOURSELF PACK

The panels can be cut to your requirement with polished edges complete with full installation instructions and adhesive.

Pricing:


Lustrolite:	\$295.00 /sq. metre
Cut & Polish:	\$20.00 /sq. metre
Edging:	\$39.60 each length
Adhesive:	\$25.66 each tube (1 required per sheet)

Note: all prices are exclusive of GST

Gauge:	4.0 mm
Sheet Sizes:	2700 x 760mm 2400 x 1000mm
Edging Parts	
End cap:	2500mm length
Joiner:	2500mm length
Internal Corner:	2500mm length

Note: Not for use with gas hobs.

NOTES





www.awardplastics.co.nz

NEW ZEALAND

Free Phone: 0800 426 292

Postal: PO Box 7411, Sydenham, Christchurch

CHRISTCHURCH

42 Wordsworth Street, Sydenham, Christchurch

Phone: 03 374 5500 | Fax: 03 374 5502

chch@awardplastics.co.nz

PALMERSTON NORTH

177 John F Kennedy Drive, Milson, Palmerston North

Phone: 03 374 5500 | Fax: 03 374 5502

palmy@awardplastics.co.nz



To view the latest
Lustrolite Video scan
the QR Code with
your smart device



To view the latest
Lustrolite Installation
Video scan the QR Code
with your smart device